

CLAMPBRO®



2 TONNE FOLDING AXLE STANDS

MODEL NO: CAX2TFB

PART NO: 7600020

USER INSTRUCTIONS

UK
CA | CE

ORIGINAL INSTRUCTIONS

GC0921

SPECIFICATION

Maximum Height	366 mm
Minimum Height	278 mm
Dimension s - folded	98 x 98 x 284 mm
Maximum Rated Load	2 Tonnes per pair
Product Weight	1.6 kg per stand (3.2 kg per pair)
Number of Height Positions	3

GUARANTEE

This product is guaranteed against faulty manufacture for a period of 12 months from the date of purchase. Please keep your receipt which will be required as proof of purchase.


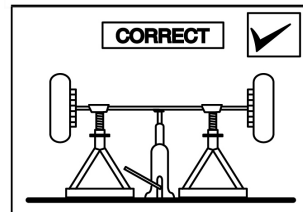


This guarantee is invalid if the product is found to have been abused, tampered with in any way, or not used for the purpose for which it was intended.

Faulty goods should be returned to their place of purchase, no product can be returned to us without prior permission.

This guarantee does not affect your statutory rights.

SAFETY WARNINGS - ALWAYS READ BEFORE USE

- Read these instructions carefully before use.
- **DO NOT** exceed the axle stands maximum load (1 tonne each/ 2 tonnes per pair). The vehicle weight will be in the owners manual.
- Use only as specified in this manual.
- NEVER let children play in or around a vehicle that is on axle stands.
- ALWAYS make sure that before you work below the vehicle, a responsible person is aware in case of injury or accident.
- **DO NOT** use more than one pair of axle stands.
- Replace the warning label if it becomes unreadable.
- Make sure that you chock all the wheels that remain on the ground.
- Make sure that the supported vehicle cannot move.
- Set each axle stand below an appropriate point on the vehicle - See your vehicle owners manual for advice.
- Take care when using the axle stands on a three-wheeled vehicle or trailer.
- Upper and lower columns are to be used as a pair as supplied.
- Use stands as a matched pair to support one end of a vehicle only.
- For your safety, **DO NOT** modify these axle stands.



WARNING: USE ONLY ON A HARD, FLAT SURFACE FOR EXAMPLE CONCRETE.

WARNING: NEVER WORK UNDER A VEHICLE SUPPORTED ONLY BY A JACK.

WARNING: AFTER LIFTING THE VEHICLE, SUPPORT IMMEDIATELY WITH PROPERLY RATED AXLE STANDS

USING THE AXLE STANDS



WARNING: BEFORE USE, MAKE SURE THAT THERE IS NO DAMAGE TO ANY PART OF THE AXLE STAND, IF THERE IS, DO NOT USE.

WARNING: IT MUST BE ENSURED THAT THE VEHICLE/LOAD IS CAREFULLY LOCATED ONTO THE CENTRE OF THE AXLE STAND SADDLE. FAILURE TO DO THIS CAN RESULT IN DAMAGE TO THE AXLE STANDS, LOSS OF SUPPORT TO THE LOAD, SERIOUS PERSONAL INJURY OR LOSS OF LIFE.

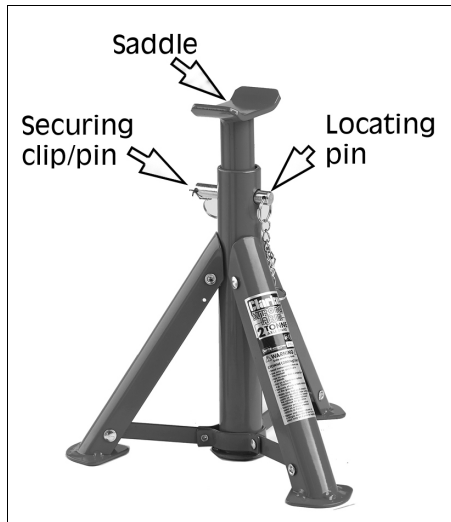
WARNING: DO NOT EXCEED THE RATED LOAD OF 2 TONNES (PER PAIR).

WARNING: KEEP HANDS CLEAR WHEN LOADED, DUE TO RISK OF PINCHING, SHEAR OR CRUSHING HAZARD.

1. Refer to the vehicle handbook for the correct jacking procedure and location of the support points.
2. Fully spread the three legs.

ADJUSTING THE AXLE STANDS

1. Remove the locating pin (if fitted).
2. Raise the upper column to the required height and fit the locating pin into the lowest hole visible.
3. Insert the retaining pin into the end of the locating pin to secure it.
4. Position the axle stand under a suitable supporting point. See your vehicle manual for the location.



LOWERING THE VEHICLE

1. Slowly lower the vehicle onto the centre of the saddle.
-



WARNING: DO NOT LOAD THE STANDS OFF CENTRE. FAILURE TO HEED THIS WARNING MAY CAUSE DAMAGE, INJURY OR LOSS OF LIFE.

REMOVING THE AXLE STANDS

1. Raise the vehicle clear of the axle stands and remove the stands. Ensure that all tools, equipment and personnel are clear before carefully lowering the vehicle to the ground.

DECLARATION OF CONFORMITY - UK



Clarke[®]
INTERNATIONAL

Hemnal Street, Epping, Essex CM16 4LG

DECLARATION OF CONFORMITY

This is an important document and should be retained.

We hereby declare that this product(s) complies with the following statutory requirements:

Supply of Machinery (Safety) Regulations 2008.

The Restriction of the Use of Certain Hazardous Substances in Electrical and Electronic Equipment Regulations 2012.

The following standards have been applied to the product(s):

EN 1494:2000+A1:2008,

The technical documentation required to demonstrate that the product(s) meet(s) the requirement(s) of the aforementioned legislation has been compiled and is available for inspection by the relevant enforcement authorities.

This product was placed onto the market: 2021

Product Description: 2 Tonne Axle Stands

Model number(s): CAX2TFB

Serial / batch Number: 7600020

Date of Issue: 14/04/2021

Signed:

J.A. Clarke
Director

DECLARATION OF CONFORMITY-EU



Clarke[®]
INTERNATIONAL

Fitzwilliam Hall, Fitzwilliam Place, Dublin 2

DECLARATION OF CONFORMITY

This is an important document and should be retained.

We hereby declare that this product(s) complies with the following directive(s):

2006/42/EC Machinery Directive.
2011/65/EU Restriction of Hazardous substances.

The following standards have been applied to the product(s):

EN 1494:2000+A1:2008, EK5/AK6 09-12:2009-AFPS GS 2014:01 PAK,

The technical documentation required to demonstrate that the product(s) meet(s) the requirement(s) of the aforementioned directive(s) has been compiled and is available for inspection by the relevant enforcement authorities.

The CE mark was first applied in: 2021

Product Description: 2 Tonne Axle Stands
Model number(s): CAX2TFB
Serial / batch Number: 7600020
Date of Issue: 14/04/2021

Signed:

J.A. Clarke
Director

USEFUL ITEMS FROM THE CLARKE CATALOGUE

Trolley Jacks



Low profile jacks ideal for the home mechanic or professional. Choose from the range of quick lift, steel or aluminium.

Impact Wrenches



A range for garage/workshop use including mains or cordless and also supplied complete with impact sockets

Engineering Drill Presses



Available for the hobbyist or professional. Ideal for fast, accurate drilling of metal and plastic. Choose from bench or floor mounted.

Bench Grinders



DIY, professional & heavy duty bench grinders, ideal for grinding garden and workshop tools and general metalworking

A SELECTION FROM THE VAST RANGE OF

Clarke®

QUALITY PRODUCTS



AIR COMPRESSORS

From DIY to industrial, Plus air tools, spray guns and accessories.

GENERATORS

Prime duty or emergency standby for business, home and leisure.

POWER WASHERS

Hot and cold, electric and engine driven - we have what you need

WELDERS

Mig, Arc, Tig and Spot. From DIY to auto/industrial.

METALWORKING

Drills, grinders and saws for DIY and professional use.

WOODWORKING

Saws, sanders, lathes, mortisers and dust extraction.

HYDRAULICS

Cranes, body repair kits, transmission jacks for all types of workshop use.

WATER PUMPS

Submersible, electric and engine driven for DIY, agriculture and industry.

POWER TOOLS

Angle grinders, cordless drill sets, saws and sanders.

STARTERS/CHARGERS

All sizes for car and commercial use.

PARTS & SERVICE: 0208 988 7400

Parts Enquiries
Parts@clarkeinternational.com

Servicing & Technical Enquiries
Service@clarkeinternational.com

SALES: UK 01992 565333 or Export 00 44 (0)1992 565335

Clarke INTERNATIONAL Hemnall Street, Epping, Essex CM16 4LG
www.clarkeinternational.com